

*The range of sliding doors with "Mirror" sliding system is suitable for all cold rooms, both positive and negative temperatures.*

*The sliding doors is made up of four main elements (frame, blade, sliding track, guide track)*

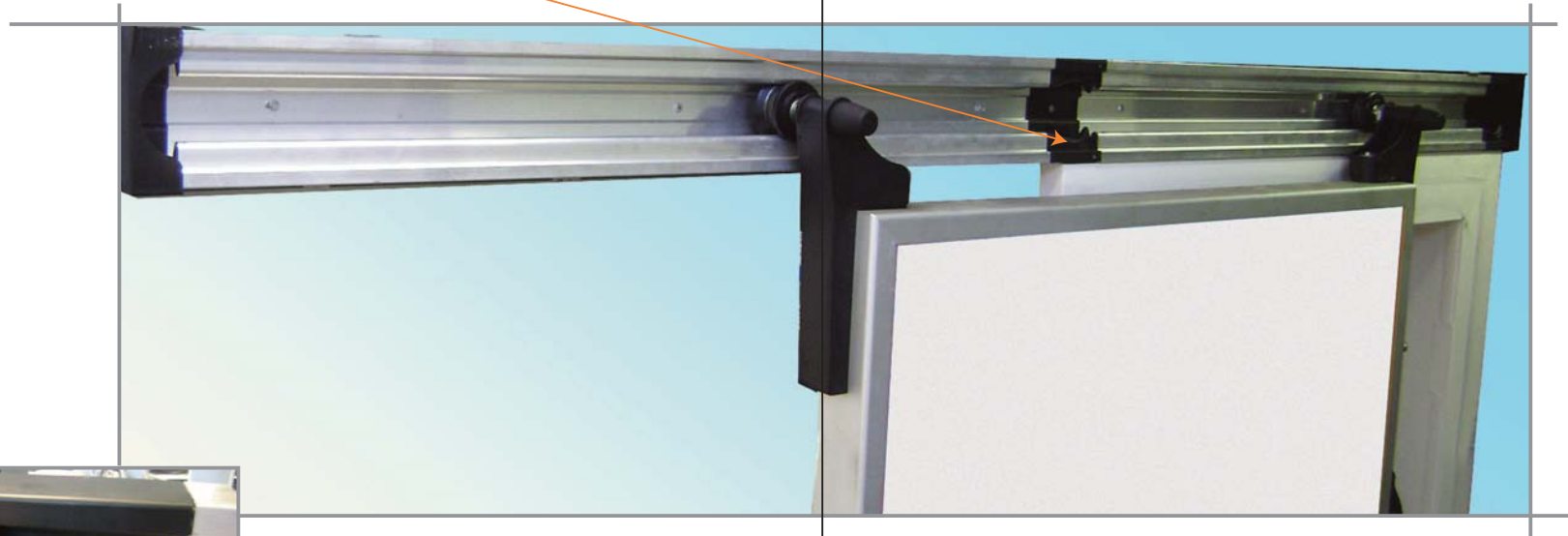
The logo for EBS, featuring the letters 'EBS' in a bold, blue, sans-serif font. To the left of the letters are three horizontal orange bars of varying lengths, creating a stylized 'E' or a sense of motion.



*ISOfreeze SLIDING DOOR SYSTEM*


When closed, the click-clack grooves lower the door blade onto the floor, allowing the quality PDM seal to effectively do its job - Creating the ultimate seal.

Once the door is open, the blade is then raised up; allowing it to slide open without rubbing along the floor, and therefore ensuring ease of movement without sticking or damaging bottom seal.





 Click-clack grooves, easy to replace



 Travel-stop element placed at the center of the sliding track

“Mirror” sliding system can be used on any EBS door, with or without frame, for size up to 5000x5000 mm. Track layout and design of wheels guarantee the perfect vertical alignment of the door, and prevent any derailment risk. This system was developed to allow an easy and quick installation and removal, and it is supplied compactly packaged for optimal shipment.



 Aluminium track cover can be easily flipped open and closed.